



Gas Industry Company

Service Report and User Guide

December 2018

Prepared by Jade Operations

jade

| business solutions

www.jadeworld.com

Jade Software Corporation Limited cannot accept any financial or other responsibilities that may be the result of your use of this information or software material, including direct, indirect, special or consequential damages, or loss of profits. There are no warranties extended or granted by this document or software material.

You should be very careful to ensure that the use of this software material and/or information complies with the laws, rules, and regulations of the jurisdictions with respect to which it is used. No part of this document may be reproduced or transmitted in any form or by any means, electronic or mechanical, for any purpose, without the express written permission of Jade Software Corporation Limited.

The information contained herein is subject to change without notice. Revisions may be issued advising of such changes and/or additions.

© 2018 Jade Software Corporation Limited.

All rights reserved.

JADE is a trademark of Jade Software Corporation Limited. All trade names referenced are the service mark, trademark, or registered trademark of the respective manufacturer.

Table of Contents

Current Service Status	4
Reporting and Availability SLA Achievement	4
Environment & Resilience Overview	5
Backup and Recovery Metrics	5
Database Transactions	6
Database Size (GB)	7
Service Disruptions	7
Application Release Activities	7
Maintenance Activities	7
Summary of Change Requests	8
Development Team Access	8
Managed Components	8
Licence Usage and Product Support	9
Transaction Volumes	9
Database Growth	9
Backup Performance	10
Contacts and Escalation	11
Call Recording Process	11
GIC Contact Information	12
Jade Care Contact Information	12
Automated Fault Escalation Profiles – Priority A Incidents	13
Agreed Procedures	14
Change Control	14
Requesting a Jade Upgrade or Hot Fix	14
Application Release Authorisation	14
Application Restarts	14
Database Refreshes	14
Hardware Fault Reporting	15
Anti-Virus Product	15
Recovery Procedures	15
Server Integrity	16
Reporting	16
Software Licences and Media Storage	16
Replication Technologies	17
Personnel and Contact Details	17

Current Service Status

Reporting and Availability SLA Achievement

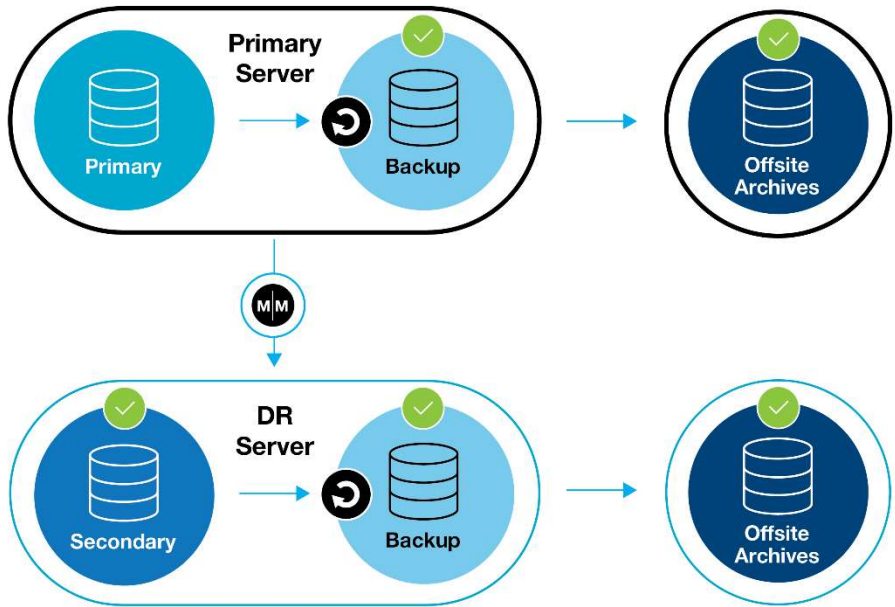
Requirement	Target	Actual	Met?
Extended business hours availability [07:00 to 19:30]	>99.5%	100%	Yes
All other hours availability	>98.0%	100%	Yes
Unplanned outages	<1	0	Yes
Planned outages	<2	0	Yes
Duration of each planned outage	< 2 hours	N/A	Yes
Planned outages approved by Gas Industry Co	Yes	Yes	Yes
Planned outages scheduled outside extended business hours	Yes	Yes	Yes
Internal response time for ICP-based query	>95% of WebViewICPDetails to complete within 1sec	99.91%	Yes
End user response time for address-based query	>95% of WebAddressSearch to complete within 5sec	99.87%	Yes
On demand report delivery	< 4 hours of request during extended business hours [7.00 to 19.30]	13 minutes maximum	Yes
Standard month end report files completed	By 09:00 on 1st business day of the relevant month	01 Jan 19 00:09	Yes

Self Review

No compliance failures were detected during the period; see further in the document for a service disruption during the month

All obligations under the Rules, the Service Provider Agreement, and Agreed Performance Standards, were met by the Registry Operator.

Environment & Resilience Overview



Key

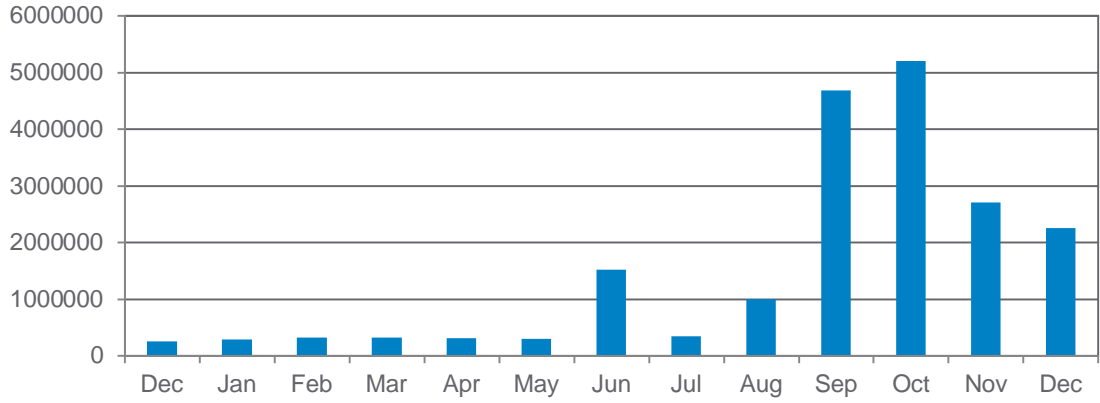
- Feature Implemented
- Primary Database
- Offsite archives
- Feature not implemented
- Secondary Database
- Mirroring
- Local backup
- Backups

Backup and Recovery Metrics

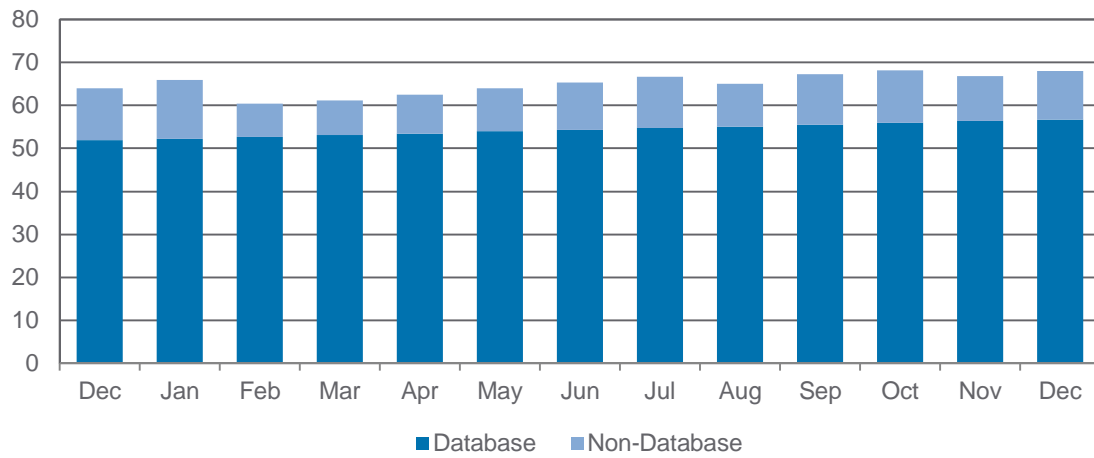
Metric	Result	Recommendation
There is a hot-standby Disaster Recovery System		

Metric	Result	Recommendation
Backups are taken offsite	✓	-
At least 14 generations are kept offsite	✓	-
At least 5 days database journals kept on production server	✓	
DR cutover tested annually	✓	3 rd June
Offsite system backup recovered and integrity tested monthly	✓	8 th December

Database Transactions



Database Size (GB)



Service Disruptions

There were no service disruptions during the period, other than the agreed planned outages

Performance Measure	
Availability*	100%
Number of Scheduled Outages	0
Number of Unscheduled Outages	0
Last Unscheduled Outage	Apr 2015

*Availability measure excludes pre-approved scheduled outages

Application Release Activities

Day	Ref	Detail	Duration	Authoriser
-	-	-	-	-

Maintenance Activities

Day	Ref	Detail	Duration	Authoriser
-	-	-	-	-

Summary of Change Requests

Day	Ref	Detail	Status
-	-	-	-